



## Wellworth Cobra



### Description

- Series: ECHUS-DC
- Lamp Life Rating: 100,000 hours
- Lumen Maintenance: 70% over 100,000 hours
- Light Output: 5000K, 82-85 CRI
- IP Rating: IP65
- Voltage: 24V
- Applications: Freeway, highway, secondary roads
- EPA: 1.6ft<sup>2</sup>
- Warranty: 10 Year Limited

### Specifications and Patented Features

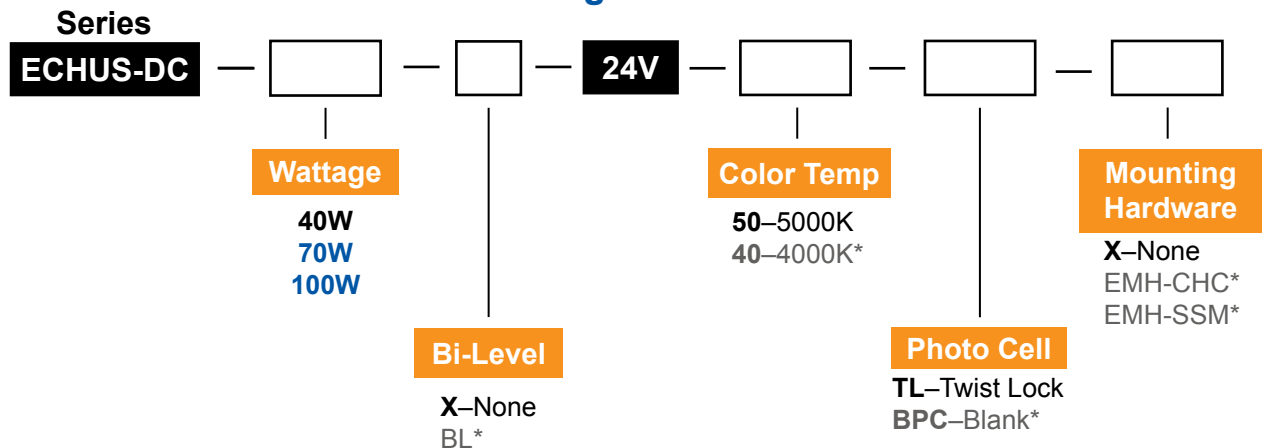
- Bi-Level Ballast dims to 40% power for additional energy savings
- Specular reflector optimized for induction lamp geometry
- Integrated heat sink system for extended life
- Acrylic lens with Type III, medium throw prescription
- Full cutoff heavy duty aluminum/hybrid interior design with increased durability for harsh environments
- Excellent vibration & shock resistance
- Fixture body 80% recycled polycarbonate resin



Manufactured in U.S.A.  
Per Buy American Act 41U.S.C.

\*Protected by U.S. Patents No. D636,526; D636,518; D638,162. Additional Patents Pending

## Ordering Information



**Bold** = Standard

**Grey** \* = Upgrade options available upon request

**Blue** = Bi-Level Wattage Options

Example: **ECHUS-DC-70-BL-24V-50-TL-X**

## Application Image



Frisco Bay Marina, Frisco CO

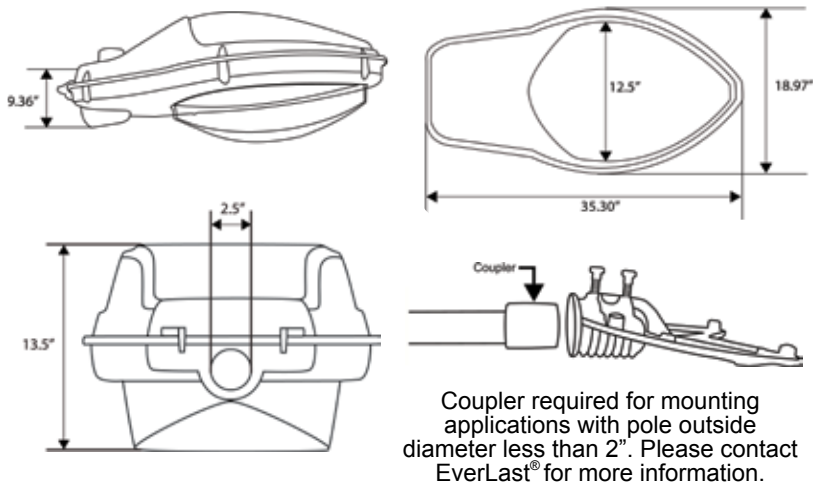
Call Toll Free: 888-383-7578

[www.everlastlight.com](http://www.everlastlight.com)

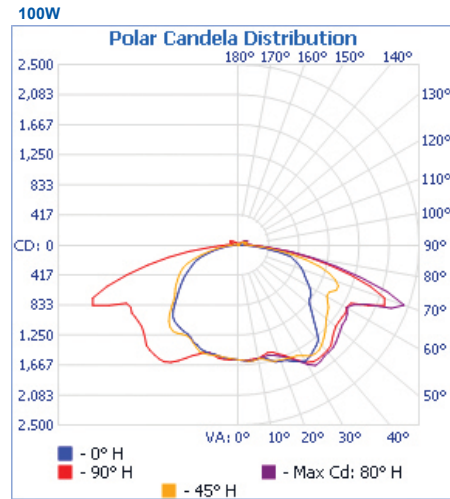
© 2012 EverLast® Lighting. All Rights Reserved. Published by EverLast® Lighting, 2021 Wellworth Avenue, Jackson, Michigan 49203.  
Reproduction in part or whole of this document in any commercial uses including publication, broadcasting or redistribution in any medium without the prior written permission of the publisher is prohibited.



## Dimensions




## Photometric Data



## Recommended Roadway Lighting

IES Recommended Spacing	100W
Local	350'
Collector	220'
Major	140'
Expressway/Freeway A	100'
Freeway B	150'

Grid Statistics	100W
Average	0.4fc
Max	1.2fc
Min	0.1fc
Max/Min	12.0
Avg/Min	4.0



### Lamp Specifications

Wattage	Lumens	L/W Ratio	CRI	CCT (KELVIN)	Rated Life
40W	3,350	84	82-85	5000	100,000 hours
70W/28W	5,900/2,400	84	82-85	5000	100,000 hours
100W/40W	8,400/3,400	84	82-85	5000	100,000 hours

### Ballast Specifications

System Wattage	Input Voltage	Input Current	Input Freq.	Power Factor	Ambient Temp	THD
44W	120-277V/480V*	0.38-0.17A / 0.10A	50/60Hz	>0.95	-40 to 130 F°	<10%
78W/ 82.6 / 36.9 dimmed	120-277V/480V*	0.63-0.29A / 0.16A	50/60Hz	>0.95	-40 to 130 F°	<10%
111W/ 118.0 / 58.5 dimmed	120-277V/480V*	0.93-0.42A / 0.22A	50/60Hz	>0.95	-40 to 130 F°	<10%

\*Legal Notice: Full Spectrum Solutions owns proprietary rights in the EverLast® Series of fixtures in the form of U.S. Patents No. D636,526; D636,518; D638,162 Additional Patents Pending.

Call Toll Free: 888-383-7578

www.everlastlight.com

© 2012 EverLast® Lighting. All Rights Reserved. Published by EverLast® Lighting, 2021 Wellworth Avenue, Jackson, Michigan 49203. Reproduction in part or whole of this document in any commercial uses including publication, broadcasting or redistribution in any medium without the prior written permission of the publisher is prohibited.